



BRITISH COLUMBIA ORDER FORM NEOX Tilt-In-Space

**CANADIAN MSRP
PRICE ONLY**



SEND

2024-07-31



Date:		P.O.#:			
Client Last Name:		Client First Name:			
Ordered by:					
Establishment:					
Address:					
Phone:			Fax:		Order confirmation by email Yes <input type="checkbox"/> No <input type="checkbox"/>
Email address:			Subscribe to Physipro newsletter Yes <input type="checkbox"/> No <input type="checkbox"/>		

	Price Specification	...	Code to be completed by the customer service agent
	Technical Specification		

MODEL

	6 WHEELS: Rear casters tilt mechanism are strongly recommended			
	USER WEIGHT: The weight of the user is required. Some restrictions may apply.			
PRODUCT	DESCRIPTION	CODE	PRICE	CHOICE
Tilt-in-Space	4 Wheels - 45°	NX1	\$3100	<input type="checkbox"/>
	6 Wheels - 45°	NX2	\$3900	<input type="checkbox"/>
Dynamic Tilt	4 Wheels - 30°	CSF4	\$3800	<input type="checkbox"/>
	6 Wheels - 30°	CSF6	\$4290	<input type="checkbox"/>
User Weight	Less than 165 lb <input type="checkbox"/>	220 lb - 264 lb <input type="checkbox"/>	-	N/C
	165 lb - 210 lb <input type="checkbox"/>	264 lb - 308 lb <input type="checkbox"/>		
	210 lb - 254 lb <input type="checkbox"/>	308 lb - 350 lb <input type="checkbox"/>		

MAIN OPTIONS

	HEAVY DUTY: Includes a 1000 N cylinders kit, reinforced footrests, extensions for wheels locks and steel anti-tip. Increase max weight capacity to 350 lb - Maximum tilt limited at 22°			
	POWER TILT: Not available with seat width of 14" (4 Wheels and 6 Wheels Neox) and 13" seat-to-floor height (6 Wheels Neox). Weight capacity 250 lb and not compatible with the Dynamic Tilt Option.			
Heavy Duty	Standard Neox	NXHD	\$1035	<input type="checkbox"/>
	Dynamic Tilt Neox	CSFHD		<input type="checkbox"/>
Power Tilt		NXPWT	\$1700	<input type="checkbox"/>






FRAME COLOR

Frame Color	Glossy Black <input type="checkbox"/>	Black Matte <input type="checkbox"/>	Charcoal <input type="checkbox"/>	-	N/C	<input type="checkbox"/>
	White <input type="checkbox"/>	Silver <input type="checkbox"/>	Secure Blue <input type="checkbox"/>			
	Scarlet Red <input type="checkbox"/>	Sunset Orange <input type="checkbox"/>	Candy Purple <input type="checkbox"/>			

SEAT STRUCTURE

WIDTH

	19" & 20": Extended Frame is recommended for 19" and 20" seat width.										
	NO CHARGE: Heavy duty frame is no charge if the Heavy Duty Option is chosen										
Standard Frame - Max 250 lb	14" <input type="checkbox"/>	15" <input type="checkbox"/>	16" <input type="checkbox"/>	17" <input type="checkbox"/>	18" <input type="checkbox"/>	NX...	N/C	<input type="checkbox"/>			
	19" <input type="checkbox"/>	20" <input type="checkbox"/>					\$225	<input type="checkbox"/>			
Extended Frame - Max 250 lb	19" <input type="checkbox"/>	20" <input type="checkbox"/>	21" <input type="checkbox"/>	22" <input type="checkbox"/>	NX...EW		\$225	<input type="checkbox"/>			
Heavy Duty Frame - Max 350 lb	19" <input type="checkbox"/>	20" <input type="checkbox"/>	21" <input type="checkbox"/>	22" <input type="checkbox"/>	23" <input type="checkbox"/>	24" <input type="checkbox"/>	25" <input type="checkbox"/>	26" <input type="checkbox"/>	NX...HD	N/C	<input type="checkbox"/>

DEPTH								
	EXTENDED FRAME: Recommended for 19" seat depth.							
	NO CHARGE: Extended frame is no charge if the Heavy Duty Option is chosen							
PRODUCT	DESCRIPTION				CODE	PRICE	CHOICE	
Standard Frame	14" <input type="checkbox"/>	15" <input type="checkbox"/>	16" <input type="checkbox"/>	17" <input type="checkbox"/>	18" <input type="checkbox"/>	19" <input checked="" type="checkbox"/>	N/C	←
Extended Frame	19" <input type="checkbox"/>	20" <input type="checkbox"/>	21" <input type="checkbox"/>	22" <input type="checkbox"/>	NX...ED	\$225 	←	
					NX...EWD			
OVERALL WIDTH								
	EXTENSION PLATE: Available with Dynamic Tilt Option only. Can limit the tilt. See the user manual for more details							
Extension Plate 	Reduce the overall width by 2"				NXEXP	\$46	<input type="checkbox"/>	

STANDARD NEOX OVERALL WIDTH
Seath width + 9 3/4" (Spoke Wheel) Seath width + 11" (Mag Wheel)

DYNAMIC TILT NEOX OVERALL WIDTH	
No Extension Plate	Reduce Option
Seath width + 11" (Spoke Wheel)	Seath width + 9" (Spoke Wheel)
Seath width + 12" (Mag Wheel)	Seath width + 10" (Mag Wheel)

SEAT PLATES						
Seat Plates	Rigid seat pan - Aluminium 			NX5	N/C	<input type="checkbox"/>











NEOX - SEAT-TO-FLOOR HEIGHT

4 WHEELS NEOX			
WHEELS	CASTERS	SEAT-TO-FLOOR HEIGHT	DYNAMIC TILT OPTION
12"	S5"	13" to 18"	13" to 17"
	S6"	13" to 18"	13" to 17"
	S8"	15" to 20"	15" to 19"
20"	S5"	13" to 18"	13" to 17"
	D5"	13" to 18"	13" to 17"
	S6"	13" to 18"	13" to 17"
	S6"	14" to 19"	14" to 18"
22"	D6"	14" to 19"	14" to 18"
	S6"	14" to 19"	14" to 18"
	S8"	15" to 20"	15" to 19"
24"	D6"	15" to 20"	15" to 19"
	S8"	15" to 20"	15" to 19"

6 WHEELS NEOX			
WHEELS	CASTERS	SEAT-TO-FLOOR HEIGHT	DYNAMIC TILT OPTION
20"	D5"	14" to 18"	13" to 18"
22"	D6"	14" to 19"	14" to 18"
24"	D6"	15" to 20"	15" to 19"



DEFINITION	
S6"	Standard Fork
D5"-D6"	Dynamic Fork

SEAT-TO-FLOOR HEIGHT											
Seat-to-Floor Height	13" <input type="checkbox"/>	14" <input type="checkbox"/>	15" <input type="checkbox"/>	16" <input type="checkbox"/>	17" <input type="checkbox"/>	18" <input type="checkbox"/>	19" <input type="checkbox"/>	20" <input type="checkbox"/>	-	N/C	←
CASTERS WHEELS - 4 WHEELS NEOX ONLY											
Polyurethane	5" x 1" <input type="checkbox"/>	5" x 1 1/2" <input type="checkbox"/>	6" x 1" <input type="checkbox"/>	6" x 1 1/2" <input type="checkbox"/>	8" x 1" <input type="checkbox"/>	8" x 1 1/2" <input type="checkbox"/>	WHUN...	N/C	←		
	8" X 2" <input type="checkbox"/>						WHUN...	\$180 Pair	←		
Pneumatic	6" x 1 1/4" <input type="checkbox"/>		8" x 1 1/4" <input type="checkbox"/>				WHPG...	N/C	←		
Dynamic Fork							NXDYNFR	\$192 Pair	<input type="checkbox"/>		
REAR CASTERS TILT MECHANISM - 6 WHEELS NEOX ONLY											
Rear Casters Tilt Mechanism	Dynamic Fork						NXTR	\$445	<input type="checkbox"/>		

REAR WHEELS - 4 WHEELS NEOX ONLY								
PRODUCT	DESCRIPTION	CODE	PRICE	CHOICE				
TIRES								
	TIRES: Available with mag wheel rims only.							
Tires 	Urethane	WHU...	N/C	<input type="checkbox"/>				
	Pneumatic	WHPG...	N/C	<input type="checkbox"/>				
SIZES								
Sizes	12"	...1200	N/C	<input type="checkbox"/>				
PROPULSION WHEELS - 4 WHEELS AND 6 WHEELS NEOX								
SIZES								
	4 WHEELS NEOX: Available with mag wheel rims only.							
Sizes	20" <input type="checkbox"/>	22" <input type="checkbox"/>	24" <input type="checkbox"/>	←				
RIMS								
Rims 	Mag Wheel	NX52MA	N/C	<input type="checkbox"/>				
	Spoke Wheel	NX52SW	N/C	<input type="checkbox"/>				
TIRES								
Tires	Polyurethane	NX53UR	N/C	<input type="checkbox"/>				
	Standard Pressure	NX53SP	N/C	<input type="checkbox"/>				
HANDRIMS								
Handrims	Aluminium	NX44	N/C	<input type="checkbox"/>				
	Plastic Coated	NX45	\$130 Pair	<input type="checkbox"/>				
	Natural-Fit, Standard Grip (Aluminium handrim)	NXFIT22	\$320 Pair	<input type="checkbox"/>				
		NXFIT24		<input type="checkbox"/>				
Omit		N/C	<input type="checkbox"/>					
AXLES								
Axles	Threaded Axles	NX47	N/C	<input type="checkbox"/>				
	Quick Release Axles	NX48	N/C	<input type="checkbox"/>				
WHEEL LOCKS								
	ATTENDANT WHEEL LOCK: Only available with 12" rear wheel for the 4 Wheels Neox, and with 20", 22" or 24" for the 6 Wheels Neox.							
Wheel Locks	Push to lock	NX29	N/C	<input type="checkbox"/>				
	Pull to lock	NX55	N/C	<input type="checkbox"/>				
	Attendant Wheel Lock (Foot Operated Brake) 	NX32	\$485	<input type="checkbox"/>				
Extension	Standard Wheel Lock Extension - 6"	NX30	N/C	<input type="checkbox"/>				
	Telescopic Wheel Lock Extension - 6"	NX31	\$60 Pair	<input type="checkbox"/>				
ANTI-TIP								
	ANTI-TIP: Available in steel with the Heavy Duty Option. Not available with the 6 wheels configuration.							
Anti-Tip 	In aluminium	NX40A	N/C	<input type="checkbox"/>				
		NX40B						
BACK POSTS								
TYPE AND HEIGHT								
	DYNAMIC BACKREST: Not compatible with the reclining backrest							
Standard Canes	16" <input type="checkbox"/>	17" <input type="checkbox"/>	18" <input type="checkbox"/>	19" <input type="checkbox"/>	20" <input type="checkbox"/>	NXH1620	N/C	←
	21" <input type="checkbox"/>	22" <input type="checkbox"/>	23" <input type="checkbox"/>	24" <input type="checkbox"/>	25" <input type="checkbox"/>	NXH2125	\$95 Pair	
Back Type	Dynamic Backrest 					NXDYNA	\$575	<input type="checkbox"/>
	Reclining Gas Spring Backrest (85° to 130°)					NXREC	\$1100	<input type="checkbox"/>

BACK ANGLE					
PRODUCT	DESCRIPTION	CODE	PRICE	CHOICE	
Back Angle	85° <input type="checkbox"/> 90° <input type="checkbox"/> 95° <input type="checkbox"/> 100° <input type="checkbox"/> 105° <input type="checkbox"/> 110° <input type="checkbox"/> 115° <input type="checkbox"/>	-	N/C	←	
STROLLER BAR					
Stroller Bar	Angle adjustable stroller bar	NX9	N/C	<input type="checkbox"/>	
ARMRESTS					
STANDARD NEOX					
	"U" TYPE: Flipback, removable, adjustable in height.				
	"U" TYPE ARMREST: Not available with the reclining gas spring backrest.				
"U" Type / Flip Back	Lowered - Adjustable from 6" to 8"	NX11	\$150 Pair	<input type="checkbox"/>	
	Standard - Adjustable from 8" to 13"	NX10	N/C	<input type="checkbox"/>	
	Elevated - Adjustable from more than 13"	NXM13P	\$150 Pair	<input type="checkbox"/>	
	Foam Pad - Desk length (2 ¼" x 10")	NX13	N/C	<input type="checkbox"/>	
	Foam Pad - Full length (2 ¼" x 14")	NX12	N/C	<input type="checkbox"/>	
	3" Armpad Extension	NX14	\$124 Pair	<input type="checkbox"/>	
	"T" TYPE: Removable, adjustable in height by increment of ½"				
"T" Type	Lowered : Adjustable from 6 ½" to 10"	08-TH1-...	\$150 Pair	<input type="checkbox"/>	
	Standard : Adjustable from 7 ½" to 12"	08-TH2-...	N/C	<input type="checkbox"/>	
	Elevated : Adjustable from 9 ½" to 14"	08-TH3-...	\$150 Pair	<input type="checkbox"/>	
	Foam Pad - Desk length (2 ¼" x 10")	...-FS	N/C	<input type="checkbox"/>	
	Foam Pad - Full length (2 ¼" x 14")	...-FL	N/C	<input type="checkbox"/>	
	Waterfall Style Pad with Gel - Desk length (2 ¾" x 9")	...-GS	\$200 Pair	<input type="checkbox"/>	
	Waterfall Style Pad with Gel - Full length (2 ¾" x 13 ½")	...-GL	\$200 Pair	<input type="checkbox"/>	
DYNAMIC TILT NEOX					
	"T" TYPE: Removable, adjustable in height by increment of ½"				
"T" Type	Lowered : Adjustable from 8" to 11 ½"	08-TH1-...	\$150 Pair	<input type="checkbox"/>	
	Standard : Adjustable from 9" to 12 ½"	08-TH2-...	N/C	<input type="checkbox"/>	
	Elevated : Adjustable from 11" to 14 ½"	08-TH3-...	\$150 Pair	<input type="checkbox"/>	
	Foam Pad - Desk length (2 ¼" x 10")	...-FS	N/C	<input type="checkbox"/>	
	Foam Pad - Full length (2 ¼" x 14")	...-FL	N/C	<input type="checkbox"/>	
	Waterfall Style Pad with Gel - Desk length (2 ¾" x 9")	...-GS	\$200 Pair	<input type="checkbox"/>	
	Waterfall Style Pad with Gel - Full length (2 ¾" x 13 ½")	...-GL	\$200 Pair	<input type="checkbox"/>	
FOOTREST					
Angle	60°	NX60	N/C	<input type="checkbox"/>	
	70°	NX70	N/C	<input type="checkbox"/>	
	90°	NX90	\$149 Pair	<input type="checkbox"/>	
Length Modification	Less than 14" <input type="checkbox"/>	More than 19" <input type="checkbox"/>	NX17	\$79 Pair	
	Desired length: _____" (± ¼")				←
ELEVATING AND ARTICULATING LEGRESTS					
Elevating and Articulating Legrests	Adjustable in height from 14" to 16"		NX15	\$545 Pair	<input type="checkbox"/>
	Adjustable in height from 17" to 19"		NX16	\$545 Pair	<input type="checkbox"/>
Length Modification	Less than 14" <input type="checkbox"/>	More than 19" <input type="checkbox"/>	NX17	\$79 Pair	←
	Desired length: _____" (± ¼")				

CALF SUPPORTS										
	CALF SUPPORT: Included when ordering elevating legrest									
PRODUCT	DESCRIPTION	CODE	PRICE	CHOICE						
Calf Supports	Standard Padded, format 6" x 8"	NX18	\$155 ea.	<input type="checkbox"/>						
	Standard Padded with gel, format 6" x 8"	NX19	\$225 ea.	<input type="checkbox"/>						
	Profiled Padded, format 6" x 8"	NX20	\$165 ea.	<input type="checkbox"/>						
	Profiled Padded with gel, format 6" x 8"	NX21	\$235 ea.	<input type="checkbox"/>						
CALF STRAPS										
Calf Straps	Calf Strap Single Padding - 4" height	NX22-...	\$90 ea.	<input type="checkbox"/>						
	Calf Strap Single Padding with gel - 4" height	NX23-...	\$138 ea.	<input type="checkbox"/>						
	Calf Strap Double Padding - 8" height	NX24-...	\$115 ea.	<input type="checkbox"/>						
	Calf Strap Double Padding with gel - 8" height	NX25-...	\$153 ea.	<input type="checkbox"/>						
FOOTPLATES										
Flip-Up Footplates	Composite, standard size 6" X 6 3/4"		NX26	N/C	<input type="checkbox"/>					
	Aluminium, standard size 6" X 8"		NX39	N/C	<input type="checkbox"/>					
	Aluminium, standard size 7" X 8"		NX58	N/C	<input type="checkbox"/>					
Angle and Depth Adjustable Footplates	Aluminium, standard size 6" X 6 3/4"		NX27	\$180 Pair	<input type="checkbox"/>					
Oversized - Angle and Depth Adjustable	Footplate Sizes	Seat Width					NX...X...	\$195 Pair	←	
		14"	15"	16"	17"	18"				19" +
	5" x 9"	<input type="checkbox"/>	<input type="checkbox"/>	<input type="checkbox"/>	<input type="checkbox"/>	<input type="checkbox"/>				<input type="checkbox"/>
	6" x 9"		<input type="checkbox"/>	<input type="checkbox"/>	<input type="checkbox"/>	<input type="checkbox"/>				<input type="checkbox"/>
	6" x 10"		<input type="checkbox"/>	<input type="checkbox"/>	<input type="checkbox"/>	<input type="checkbox"/>				<input type="checkbox"/>
	7" x 9"				<input type="checkbox"/>	<input type="checkbox"/>				<input type="checkbox"/>
	7" x 10"		N/A		<input type="checkbox"/>	<input type="checkbox"/>				<input type="checkbox"/>
	8" x 9"				<input type="checkbox"/>	<input type="checkbox"/>				<input type="checkbox"/>
8" x 10"				<input type="checkbox"/>	<input type="checkbox"/>	<input type="checkbox"/>				
One Piece Footplate - Angle and Depth Adjustable	6" depth		FW06-...	\$350	<input type="checkbox"/>					
	8" depth		FW08-...		<input type="checkbox"/>					
	10" depth		FW10-...		<input type="checkbox"/>					
Heel Support Strap	Adjustable in length		NX28	N/C	<input type="checkbox"/>					
POSITIONING STRAP										
Positioning Strap	Auto style Positioning strap, 2"		NX41	\$35	<input type="checkbox"/>					
TRANSIT OPTION										
Tie-Down	Four distinct tie-down securement locations		NX42	\$95	<input type="checkbox"/>					
CANE HOLDER										
Cane Holder	Single		NX50S	\$75	<input type="checkbox"/>					
	Double		NX51D	\$85	<input type="checkbox"/>					
OXYGEN TANK HOLDER										
Oxygen Tank Holder	Not compatible with the stroller bar		NX43	\$180	<input type="checkbox"/>					
SPOKE-GUARDS										
Spoke-Guards	Transparent spoke-guards		NX46	\$165 Pair	<input type="checkbox"/>					
	Physipro Spoke-Guards (special design) Please visit: https://www.physipro.com/product-category/spoke-guard/ Desired model #: _____			\$346 Pair	<input type="checkbox"/>					

SEAT CUSHIONS				
🔧 STANDARD CUSHIONS: The dimension of the cushion will be adapted to the size of the wheelchair. For custom cushion, please fill in the order form.				
PRODUCT	DESCRIPTION	CODE	PRICE	CHOICE
Siliko Cushion (SE0001614/SE0001615)	Thickness of 3"	-	See OF	<input type="checkbox"/>
Contour Insert Cushion (SE0001610/SE0001611)	Thickness of 3"	-	See OF	<input type="checkbox"/>
Physiair Cushion (SE0001612/SE0001613)	Thickness of 3"	-	See OF	<input type="checkbox"/>
BACKRESTS				
🔧 NON-STANDARD BACKRESTS: For non-standard dimensions, fill out the order form.				
Rigid Backrest		NX8	\$150	<input type="checkbox"/>
Cinch	Width: 16" <input type="checkbox"/> 18" <input type="checkbox"/> 20" <input type="checkbox"/>	CINCH...	\$595	←
	Height: 18" <input type="checkbox"/> 20" <input type="checkbox"/>			←
HP2 Profiled (SE0001071)	Width: 16" <input type="checkbox"/> 18" <input type="checkbox"/> 20" <input type="checkbox"/>	HPP...	\$822	←
	Height: 18" <input type="checkbox"/> 20" <input type="checkbox"/>			←
HP2 Contour (SE0001071)	Width: 16" <input type="checkbox"/> 18" <input type="checkbox"/> 20" <input type="checkbox"/>	HPC...	\$822	←
	Height: 18" <input type="checkbox"/> 20" <input type="checkbox"/>			←
Premium (SE0001072)	Please, fill out the order form.	-	\$410	<input type="checkbox"/>
Premium Velcro (SE0001072)	Please, fill out the order form.	-	\$480	<input type="checkbox"/>
Omit		-	N/C	<input type="checkbox"/>
TENSION BAR				
Tension Bar	Multiadjustable Headrest support mounting fixture	NXHSUP	\$94	<input type="checkbox"/>
	Deep Tension Bar (2" deeper)	NX57...	N/C	<input type="checkbox"/>
HEADREST SUPPORTS & PAD				
Headrest Support (SE0001787)	Symbio Headrest Support with Small (7" x 4") Standard Pad	NX33-KS	\$665	<input type="checkbox"/>
	Symbio Headrest Support with Medium (8" x 5") Standard Pad	NX33-KM		<input type="checkbox"/>
	Symbio Headrest Support with Large (9" x 6") Standard Pad	NX33-KL		<input type="checkbox"/>
<div style="display: flex; justify-content: space-around; align-items: center;"> <div style="text-align: center;">  <p>Symbio Headrest</p> </div> <div style="text-align: center;">  <p>Standard Pads</p> </div> </div>				

YOU DIDN'T FIND WHAT YOU WANT ON THIS ORDER FORM?
Describe your need below. Our customers service will evaluate your request and give you a detailed quote.

NOTES:

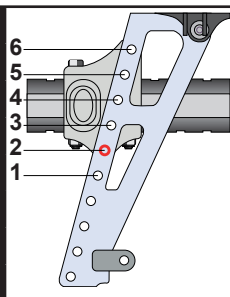
STANDARD 6 WHEELS NEOX - DETERMINE THE TILT ANGLE

STEP 1: Define the frame format according to the seat depth

		FRAME	
		SMALL	LARGE
SEATH DEPTH	14"	Small	NA
	15"		
	16"		
	17"		
	18"		
	19"	NA	Large
	20"		
	21"		
22"			

STEP 2: Define the position of the tilt system according to the seat-to-floor height and the wheels diameter

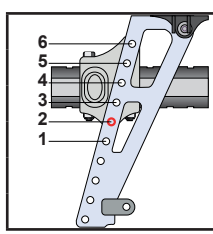
		WHEELS				
		20"	22"	24"		
SEAT-TO-FLOOR HEIGHT	13"	6	NA	NA	POSITION OF THE TILT SYSTEM	
	14"	NA	6	6		NA
	15"		5	5		6
	16"		4	4		5
	17"		3	3		4
	18"		2	2		3
	19"		1	1		2
	20"		NA	NA		1
			D5"	D6"		
CASTERS						



🔥 NOTE : D5"/D6" = "D" means the use of a dynamic fork.

STEP 3: Define the tilt angle according to the frame format (STEP 1), the position of the tilt system (STEP 2) and the type of armrest

		FRAME				ARMREST
		SMALL		LARGE		
		T	U / Flip Back	T	U / Flip Back	
POSITION OF THE TILT SYSTEM	6	30°	26°	26°	23°	
	5	36°	32°	32°	29°	
	4	43°	39°	39°	35°	
	3	45°	45°	45°	40°	
	2	45°	45°	45°	45°	
	1	45°	45°	45°	45°	
TILT ANGLE (+/- 1°)						



NOTE : The power tilt, the foot operated brakes, the dynamic backrest and the oxygen tank holder can influence the results.

STANDARD 4 WHEELS NEOX - DETERMINE THE TILT ANGLE

STEP 1: Define the frame format according to the seat depth.

		FRAME	
		SMALL	LARGE
SEATH DEPTH	14"	Small	NA
	15"		
	16"		
	17"		
	18"		
	19"	NA	Large
	20"		
	21"		
22"			

STEP 2: Define the position of the tilt system according to the seat-to-floor height and the wheels diameter

		WHEELS												POSITION OF THE TILT SYSTEM	
		12"			20"			22"			24"				
SEAT-TO-FLOOR HEIGHT	13"	6	6		6	6	6							6 5 4 3 2 1	
	14"	5	5		5		5	6	6	6	6				
	15"	4	4	6	4		4	5	5	5	5	6	6		6
	16"	3	3	5	3		3	4	4	4	4	5	5		5
	17"	2	2	4	2		2	3	3	3	3	4	4		4
	18"	1	1	3	1		1	2	2	2	2	3	3		3
	19"			2				1	1	1	1	2	2		2
20"			1								1	1	1		
		CASTERS													
		5"	6"	8"	5"	D5"	6"	6"	D6"	6"	D6"	8"	D6"	8"	

NOTE: 6" = This caster is arranged in a low configuration.
NOTE: D6" = "D" means the use of a dynamic fork.

STEP 3: Define the tilt angle according to the frame format (STEP 1), the position of the tilt system (STEP 2) and the type of armrest

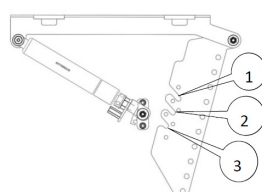
		FRAME				ARMREST
		SMALL		LARGE		
		T	U / Flip Back	T	U / Flip Back	
POSITION OF THE TILT SYSTEM	6	21°		20°		
	5	26°		26°		
	4	32°		30°		
	3	38°		36°		
	2	45°		43°		
	1	45°		45°		
		TILT ANGLE (+/- 1°)				

STEP 4: To guarantee a minimum stability of 10° in the least stable configuration, validate the maximum tilt angle according to the angle of the backrest and the weight of the user

BACKREST ANGLE	75 KG (165 LB)	115 KG (250 LB)	160 KG (350 LB)
	MAX TILT ANGLE	MAX TILT ANGLE	MAX TILT ANGLE
90°	46°	46°	22°
95°	46°	46°	22°
100°	46°	45°	22°
105°	46°	43°	22°
110°	46°	40°	22°
115°	46°	40°	22°

DYNAMIC TILT CONFIGURATION

LIMITATION OF THE TILT ANGLE ACCORDING TO THE CYLINDER POSITION AND THE USER WEIGHT (APPLICABLE FOR "T" ARMSETS)

USER WEIGHT		CYLINDER POSITION	MAXIMUM TILT ANGLE	CYLINDER POSITION
STANDARD	HEAVY DUTY			
Less than 165 lb	220 lb - 264 lb	Position 1	30° <small>(26° for 14" and 15" seat-to-floor height)</small>	
165 lb - 210 lb	264 lb - 308 lb	Position 2	26°	
210 lb - 254 lb	308 lb - 350 lb	Position 3	22°	

NOTE: Cylinder position 2 can be used for an occupant of 210 lb at 254 lb if the tilt angle of 22 degree is insufficient. The force required to lift the occupant will be slightly higher.

ADDITIONAL LIMITATIONS OF TILT ANGLE ACCORDING TO THE POSITION OF THE TILT SYSTEM (APPLICABLE FOR "U"/FLIP BACK ARMSETS)

SEAT-TO-FLOOR HEIGHT	MAXIMUM TILT ANGLE
13"	10°
14"	12,5°
15"	16°
16"	21°
17"	25°
18"	25°
19"	30°

NOTE: Note that this limitation does not include a possible interference with the armpad. Due to interferences that limit the tilt angle, the use of "U" / Flip Back armrests is not recommended for the Dynamic Tilt model with low seat-to-floor height (14" to 16").