



ALBERTA AADL ORDER FORM



**CANADIAN MSRP
PRICE ONLY**



SEND

AADL# W248

Effective October 1, 2024



Date:	P.O.#:		
Client's Last Name:	Client's First Name:		
Ordered by:			
Establishment:			
Address:			
Phone:	Fax:		
Email address:			
→	Order confirmation by email	Yes <input type="checkbox"/>	No <input type="checkbox"/>
→	Subscribe to Physipro™ newsletter	Yes <input type="checkbox"/>	No <input type="checkbox"/>

	Price Specification
	Technical Specification

INCLUDED	Tie-down system - Four tie-down strap securement points are integrated to the frame for the use of adapted transport. Certified ISO/DIS 7176-19:2019, occupied.	
-----------------	---	--

MODEL											
PRODUCT	DESCRIPTION								CODE	PRICE	CHOICE
Spiral	6 wheels - Weight capacity: 150 lb (68 kg)								SP01	\$3900	<input type="checkbox"/>
FRAME COLOR											
Frame Color	Glossy Black <input type="checkbox"/>	Black Matte <input type="checkbox"/>	Charcoal <input type="checkbox"/>					N/C	<input type="checkbox"/>	←	
	White <input type="checkbox"/>	Silver <input type="checkbox"/>	Secure Blue <input type="checkbox"/>								
	Scarlet Red <input type="checkbox"/>	Sunset Orange <input type="checkbox"/>	Candy Purple <input type="checkbox"/>								
SEAT STRUCTURE											
WIDTH											
Standard Frame	10" <input type="checkbox"/>	11" <input type="checkbox"/>	12" <input type="checkbox"/>	13" <input type="checkbox"/>				SP10-...	N/C	←	
Extended Frame	13" <input type="checkbox"/>	14" <input type="checkbox"/>	15" <input type="checkbox"/>	16" <input type="checkbox"/>				SP11-...	N/C	←	
DEPTH											
	10" AND 11": These depths are available with special back brackets										
Standard and Extended Frame	10" <input type="checkbox"/>	11" <input type="checkbox"/>	12" <input type="checkbox"/>	13" <input type="checkbox"/>	14" <input type="checkbox"/>	15" <input type="checkbox"/>	16" <input type="checkbox"/>		N/C	←	

SEAT-TO-FLOOR HEIGHT ACCORDING TO THE WHEELS DIMENSION

WHEELS	FRONT CASTERS	REAR CASTERS	SEAT-TO-FLOOR HEIGHT
20"	S6"	S6"	14" to 18"
	D5"		
22"	S6"	S6"	15" to 19"
	D6"		

DEFINITION	
S6"	Standard Forks
D5" - D6"	Dynamic Forks









OVERALL WIDTH

















OVERALL WIDTH
Seath width + 8 3/4"






SEAT-TO-FLOOR HEIGHT

Seat-to-Floor Height	14" <input type="checkbox"/>	15" <input type="checkbox"/>	16" <input type="checkbox"/>	17" <input type="checkbox"/>	18" <input type="checkbox"/>	19" <input type="checkbox"/>		N/C	←
----------------------	------------------------------	------------------------------	------------------------------	------------------------------	------------------------------	------------------------------	--	-----	---

MEDIAN WHEELS									
FORMAT									
PRODUCT	DESCRIPTION					CODE	PRICE	CHOICE	
Diameter	20" <input type="checkbox"/>		22" <input type="checkbox"/>				N/C	←	
RIMS									
Rims	Mag Wheels					NX52MA	N/C	<input type="checkbox"/>	
	Spoke Wheels					NX52SW	N/C	<input type="checkbox"/>	
TIRES									
Tires	Polyurethane					NX53UR	N/C	<input type="checkbox"/>	
	Standard Pressure					NX53SP	\$80	<input type="checkbox"/>	
HANDRIMS									
🔧 NATURAL-FIT: Only available with spoke wheels									
Handrims	Aluminium					NX44	N/C	<input type="checkbox"/>	
	Plastic Coated					NX45	\$130 Pair	<input type="checkbox"/>	
	Natural-Fit, Standard Grip (Aluminium handrim) 🔧 ⚠️ A1 - Not funded by AADL, client cost.					NXFIT20 NXFIT22	\$320 Pair ⚠️	<input type="checkbox"/>	
REAR CASTERS TILT MECHANISM									
🔧 REAR CASTERS TILT MECHANISM: Not compatible with the "Dynamic Fork".									
Rear Casters Tilt Mechanism	Recommended for outdoor environments					SP12-...	N/C	<input type="checkbox"/>	
WHEELS LOCKS									
Standard	Push to Lock					SP20	N/C	<input type="checkbox"/>	
	Pull to Lock					SP21	N/C	<input type="checkbox"/>	
Extension	Fixed					SP22	\$40	<input type="checkbox"/>	
	Telescopic					SP23	\$60	<input type="checkbox"/>	
BACK POSTS									
TYPE AND HEIGHT									
Adjustable Back Posts	16" <input type="checkbox"/>	17" <input type="checkbox"/>	18" <input type="checkbox"/>	19" <input type="checkbox"/>	20" <input type="checkbox"/>	SP31	N/C	←	
	21" <input type="checkbox"/>	22" <input type="checkbox"/>	23" <input type="checkbox"/>	24" <input type="checkbox"/>	25" <input type="checkbox"/>	SP32	\$95	←	
Dynamic Back Posts	18" <input type="checkbox"/>	19" <input type="checkbox"/>	20" <input type="checkbox"/>	21" <input type="checkbox"/>	22" <input type="checkbox"/>	SP33	\$545 ⚠️	←	
	23" <input type="checkbox"/>	24" <input type="checkbox"/>	25" <input type="checkbox"/>	26" <input type="checkbox"/>	27" <input type="checkbox"/>	SP34	\$545 ⚠️	←	
Folding Back Posts System	16" <input type="checkbox"/>	17" <input type="checkbox"/>	18" <input type="checkbox"/>	19" <input type="checkbox"/>	20" <input type="checkbox"/>	SP35	N/C	←	
	21" <input type="checkbox"/>	22" <input type="checkbox"/>	23" <input type="checkbox"/>	24" <input type="checkbox"/>	25" <input type="checkbox"/>	SP36	N/C	←	
BACK ANGLE									
Back Angle	85° <input type="checkbox"/>	90° <input type="checkbox"/>	95° <input type="checkbox"/>	100° <input type="checkbox"/>	105° <input type="checkbox"/>	110° <input type="checkbox"/>	115° <input type="checkbox"/>	120° <input type="checkbox"/>	←
STROLLER BAR									
🔧 STROLLER BAR: Only available with adjustable canes									
Stoller Bar 🔧	16" to 20" (Embedded to the canes, angle adjustable)					SP37	\$145	<input type="checkbox"/>	
	21" to 25" (Embedded to the canes, angle adjustable)					SP38		<input type="checkbox"/>	

ARMRESTS															
TYPE AND HEIGHT															
	"T" TYPE: Removable, adjustable by ½" increments														
STANDARD: The minimal armrest height is 8 ½" with wheels of 22" and a seat-to-floor height of 15".															
PRODUCT	DESCRIPTION										CODE	PRICE	CHOICE		
"T" Type 	Required Configuration	Wheels Sizes	20"					22"							
		Seat-to-Floor Height	14"	15"	16"	17"	18"	15"	16"	17"	18"	19"			
	Lowered - Adjustable from 6 ½" to 10"	N/D					N/D					08-TP1-	N/C	<input type="checkbox"/>	
	Standard - Adjustable from 7 ½" to 12"											08-TP2-	N/C	<input type="checkbox"/>	
	Elevated - Adjustable from 9 ½" to 14"											08-TP3-	N/C	<input type="checkbox"/>	
ARMPADS															
	WATERFALL STYLE PAD WITH GEL: Available with a minimum armrest height of 7".														
Armpads	Foam Pad - Desk Length (2,25" x 10")										...-FS	N/C	<input type="checkbox"/>		
	Foam Pad - Full Length (2,25" x 14")										...-FL	N/C	<input type="checkbox"/>		
	Waterfall Style Pad With Gel - Desk Length (2,75" x 9") 										...-GS	\$256 Pair	<input type="checkbox"/>		
	Waterfall Style Pad With Gel - Full Length (2,75" x 13,5") 										...-GL	\$256 Pair	<input type="checkbox"/>		
FOOTRESTS															
	FOOTRESTS EXTENSION: Footrests extension may in some configurations interfere with the front casters. The use of 60° and 70° footrests is recommended with any extensions.														
Angle	60°										SP60-...	N/C	<input type="checkbox"/>		
	70°										SP70-...	N/C	<input type="checkbox"/>		
	90° 										SP90-...	N/C	<input type="checkbox"/>		
Standard Footrests	6" <input type="checkbox"/>	6 ½" <input type="checkbox"/>	7" <input type="checkbox"/>	7 ½" <input type="checkbox"/>	8" <input type="checkbox"/>	8 ½" <input type="checkbox"/>	9" <input type="checkbox"/>					N/C	←		
Small Footrests Extensions	6" <input type="checkbox"/>	6 ½" <input type="checkbox"/>	7" <input type="checkbox"/>	7 ½" <input type="checkbox"/>	8" <input type="checkbox"/>	8 ½" <input type="checkbox"/>					SP40-...	\$79 Pair	←		
	9" <input type="checkbox"/>	9 ½" <input type="checkbox"/>	10" <input type="checkbox"/>	10 ½" <input type="checkbox"/>	11" <input type="checkbox"/>	11 ½" <input type="checkbox"/>									
Long Footrests Extensions	6" <input type="checkbox"/>	6 ½" <input type="checkbox"/>	7" <input type="checkbox"/>	7 ½" <input type="checkbox"/>	8" <input type="checkbox"/>	8 ½" <input type="checkbox"/>					SP41-...	\$79 Pair	←		
	9" <input type="checkbox"/>	9 ½" <input type="checkbox"/>	10" <input type="checkbox"/>	10 ½" <input type="checkbox"/>	11" <input type="checkbox"/>	11 ½" <input type="checkbox"/>									
	12" <input type="checkbox"/>	12 ½" <input type="checkbox"/>	13" <input type="checkbox"/>	13 ½" <input type="checkbox"/>	14" <input type="checkbox"/>										
FOOTPLATES															
Flip Up Footplates	Depth Adjustable										SP-S...	N/C	<input type="checkbox"/>		
	Angle and Depth Adjustable W107										SP-R...	\$180	<input type="checkbox"/>		
	Format (Width x Depth)	Seat Width												←	
		10"	11"	12"	13"	14"	15"	16"							
	3" x 5"	<input type="checkbox"/>	<input type="checkbox"/>						N/A						
	4" x 5"			<input type="checkbox"/>	<input type="checkbox"/>										
	5" x 6 ¾"					<input type="checkbox"/>	<input type="checkbox"/>	<input type="checkbox"/>							
	5" x 9"	N/A				<input type="checkbox"/>	<input type="checkbox"/>	<input type="checkbox"/>							
6" x 6 ¾"							<input type="checkbox"/>								
6" x 9"							<input type="checkbox"/>								
One Piece Footplate	Angle and depth adjustable, 6" depth W107										SP406-...	\$350	<input type="checkbox"/>		
	Angle and depth adjustable, 8" depth W107										SP408-...	\$350	<input type="checkbox"/>		
	Angle and depth adjustable, 10" depth W107										SP410-...	\$350	<input type="checkbox"/>		
Heel Support Straps	For Flip Up Footplate										SP42	N/C	<input type="checkbox"/>		
	For One Piece Footplate										SP43-...	N/C	<input type="checkbox"/>		
Calf Support	Calf support - Height: 4" Width: Seat width -3"										SP44-...	\$90	<input type="checkbox"/>		

SEATING BENEFITS				
SEAT CUSHIONS				
	DIMENSIONS: The width and depth must be the same as the dimensions selected in the <i>Seat Structure - Width and Depth</i> sections on page 1. SPECIFICATIONS: Cushion will be made for flat cut installation only and include one stretch cover and one incontinence cover.			
DIMENSIONS 	Please indicate the width and depth of the seat cushion.	→	Width: _____" Depth: _____"	
PRODUCT	DESCRIPTION	CODE	PRICE	CHOICE
 Ultra	Ultra Pediatric Cushion - with viscosse top layer  Available sizes: - 10" x 12" - 10" x 14" - 10" x 16" - 11" x 12" - 11" x 14" - 11" x 16" - 12" x 12" - 12" x 14" - 12" x 16" - 13" x 12" - 13" x 14" - 13" x 16" - 14" x 12" - 14" x 14" - 14" x 16" - 15" x 12" - 15" x 14" - 15" x 16" - 16" x 12" - 16" x 14" - 16" x 16"	S1266-...	\$350	<input type="checkbox"/>
 Resolve - with lateral pelvic supports	Resolve Pediatric Cushion  - with lateral pelvic supports	Sizes: 10" x 10" - 10" x 12" - 12" x 10" 12" x 12" - 12" x 14" - 14" x 12" Sizes: 14" x 14" - 14" x 16" - 16" x 16" Non-Standard Sizes:  Width: _____" Depth: _____"	\$850 S2256-... \$800 \$950	<input type="checkbox"/> <input type="checkbox"/> <input style="width: 100%; height: 100%;" type="checkbox"/> ←
 Resolve - without lateral pelvic supports	Resolve Pediatric Cushion  - without lateral pelvic supports	Sizes: 10" x 10" - 10" x 12" - 12" x 10" 12" x 12" - 12" x 14" - 14" x 12" Sizes: 14" x 14" - 14" x 16" - 16" x 16" Non-Standard Sizes:  Width: _____" Depth: _____"	\$775 S2257-... \$725 \$875	<input type="checkbox"/> <input type="checkbox"/> <input style="width: 100%; height: 100%;" type="checkbox"/> ←
 Resolve Low profile - with lateral pelvic supports	Resolve " Low Profile " Pediatric Cushion  - with lateral pelvic supports	Sizes: 10" x 10" - 10" x 12" - 12" x 10" 12" x 12" - 12" x 14" - 14" x 12" Sizes: 14" x 14" - 14" x 16" - 16" x 16" Non-Standard Sizes:  Width: _____" Depth: _____"	\$850 S2258-... \$800 \$950	<input type="checkbox"/> <input type="checkbox"/> <input style="width: 100%; height: 100%;" type="checkbox"/> ←
 Resolve Low profile - without lateral pelvic supports	Resolve " Low Profile " Pediatric Cushion  - without lateral pelvic supports	Sizes: 10" x 10" - 10" x 12" - 12" x 10" 12" x 12" - 12" x 14" - 14" x 12" Sizes: 14" x 14" - 14" x 16" - 16" x 16" Non-Standard Sizes:  Width: _____" Depth: _____"	\$775 S2259-... \$725 \$875	<input type="checkbox"/> <input type="checkbox"/> <input style="width: 100%; height: 100%;" type="checkbox"/> ←

SEATING BENEFITS								
BACKRESTS								
🔧	WIDTH: The backrest width must be the same as the fixed effective seat width.							
PRODUCT	DESCRIPTION				CODE	PRICE	CHOICE	
 HP2 Contour	HP2 Contour Standard Sizes	10" x 16" <input type="checkbox"/>	10" x 18" <input type="checkbox"/>	10" x 20" <input type="checkbox"/>	HPC...	\$822	←	
		12" x 16" <input type="checkbox"/>	12" x 18" <input type="checkbox"/>	12" x 20" <input type="checkbox"/>				
		14" x 16" <input type="checkbox"/>	14" x 18" <input type="checkbox"/>	14" x 20" <input type="checkbox"/>				
		16" x 16" <input type="checkbox"/>	16" x 18" <input type="checkbox"/>	16" x 20" <input type="checkbox"/>				
 Axis	Axis Standard Sizes	10" x 16" <input type="checkbox"/>	10" x 18" <input type="checkbox"/>	10" x 20" <input type="checkbox"/>	D5209...	\$350	←	
		12" x 16" <input type="checkbox"/>	12" x 18" <input type="checkbox"/>	12" x 20" <input type="checkbox"/>				
		14" x 16" <input type="checkbox"/>	14" x 18" <input type="checkbox"/>	14" x 20" <input type="checkbox"/>				
		16" x 16" <input type="checkbox"/>	16" x 18" <input type="checkbox"/>	16" x 20" <input type="checkbox"/>				
	Axis Non-Standard Dimensions	WIDTH	HEIGHT			\$415	←	
		10" <input type="checkbox"/>	11" <input type="checkbox"/>	12" <input type="checkbox"/>	13" <input type="checkbox"/>			14" <input type="checkbox"/>
		12" <input type="checkbox"/>	13" <input type="checkbox"/>	15" <input type="checkbox"/>	16" <input type="checkbox"/>			17" <input type="checkbox"/>
	14" <input type="checkbox"/>	15" <input type="checkbox"/>	18" <input type="checkbox"/>	19" <input type="checkbox"/>	20" <input type="checkbox"/>			
	16" <input type="checkbox"/>							
Rigid Back Plate	Made with 3/8-inch thick ABS				D1550	\$150	<input type="checkbox"/>	
PRODUCT	DESCRIPTION				CODE	PRICE	CHOICE	
 Straight Symbio	Multi-Adjustable Straight Headrest Support				AT5115	\$187	<input type="checkbox"/>	
	Symbio Pediatric Headrest Support				AT5455	\$313	<input type="checkbox"/>	
	Headrest Pads  Simple	Simple Headrest	Small - W: 7" H: 4"		AT5000	\$190	<input type="checkbox"/>	
			Medium - W: 8" H: 5"		AT5005		<input type="checkbox"/>	
	Large - W: 9" H: 6"		AT5010	<input type="checkbox"/>				
	Headrest Pads  Lateral Control	Lateral Control Headrest	Small - W: 5" H: 4 1/2"		AT5060	\$326	<input type="checkbox"/>	
Large - W: 6" H: 6 1/4"			AT5070	<input type="checkbox"/>				